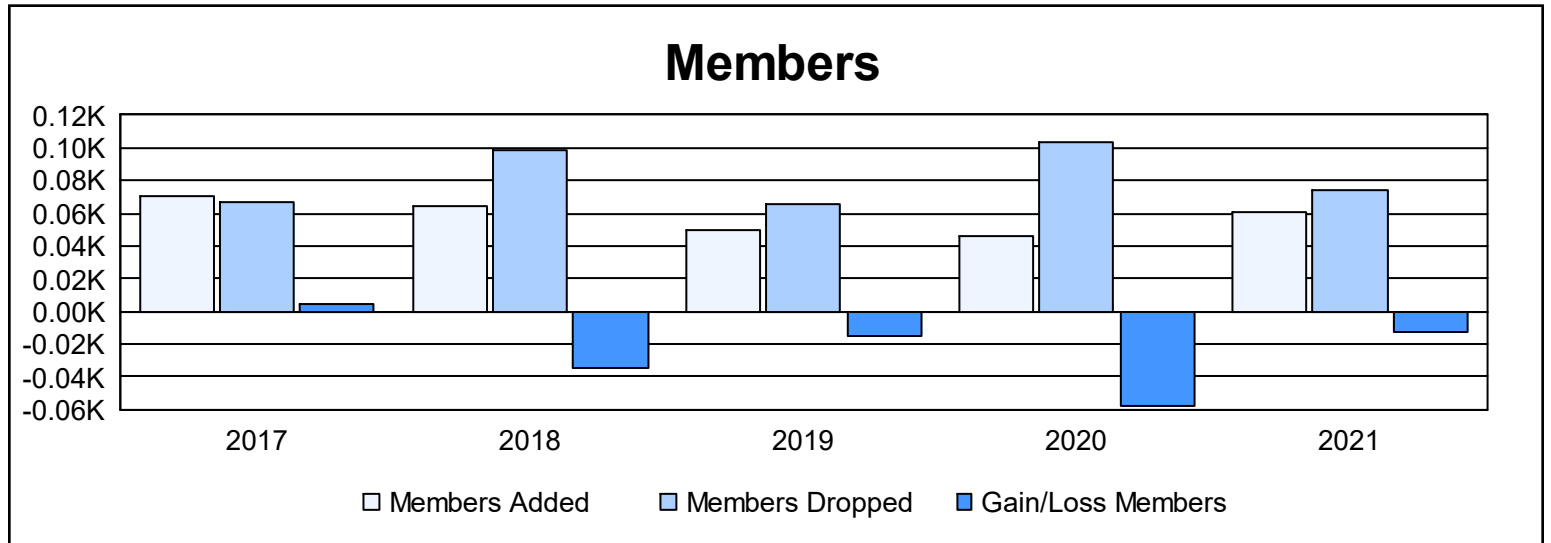
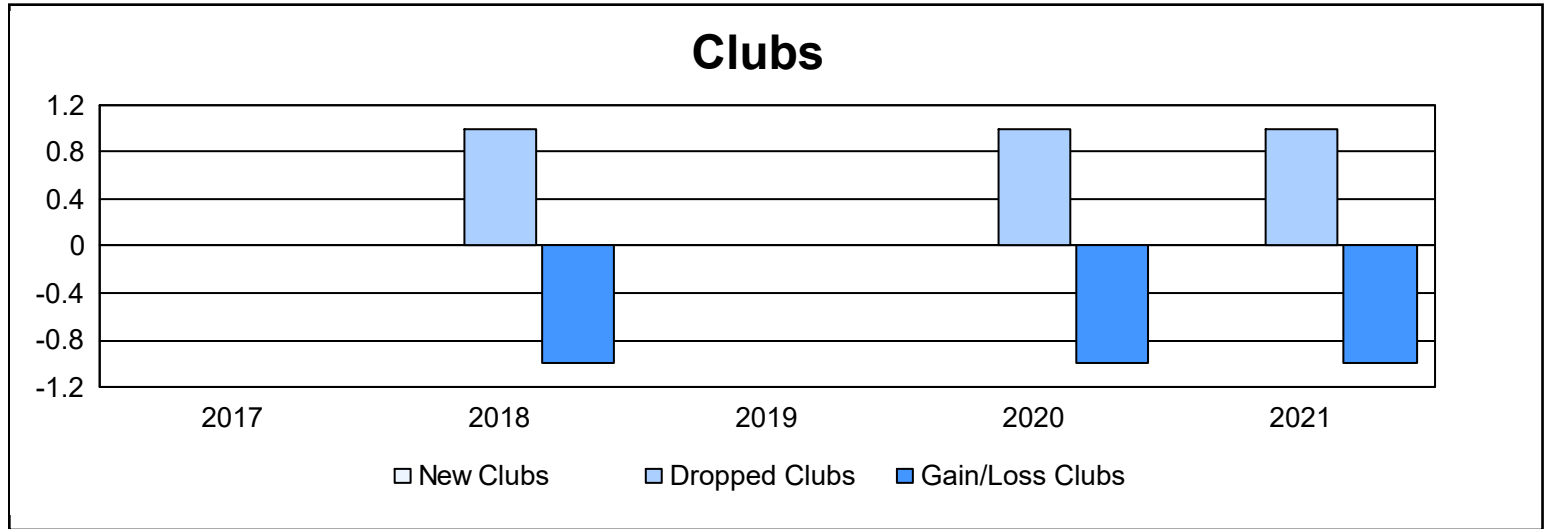
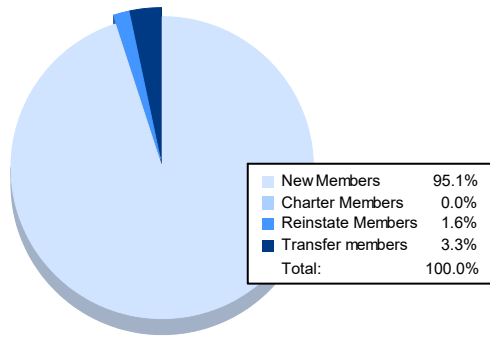


| Year | New Clubs | Dropped Clubs | Gain/ Loss Clubs | New Members | Charter Members | Reinstate Members | Transfer Members | Total Member Added | Total Members Dropped | Gain/ Loss Members |
|----------------|-----------|---------------|------------------|-------------|-----------------|-------------------|------------------|--------------------|-----------------------|--------------------|
| 2016-2017 | 0 | 0 | 0 | 65 | 0 | 0 | 6 | 71 | 67 | 4 |
| 2017-2018 | 0 | 1 | -1 | 58 | 0 | 3 | 3 | 64 | 98 | -34 |
| 2018-2019 | 0 | 0 | 0 | 46 | 0 | 2 | 2 | 50 | 65 | -15 |
| 2019-2020 | 0 | 1 | -1 | 39 | 0 | 7 | 0 | 46 | 104 | -58 |
| 2020-2021 | 0 | 1 | -1 | 58 | 0 | 1 | 2 | 61 | 74 | -13 |
| Average | 0 | 1 | -1 | 53 | 0 | 3 | 3 | 58 | 82 | -23 |



Membership Composition June 2021 Cumulative



Gender Composition June 2021 Cumulative

